



Key Features

High gloss acrylic surface is easy to clean

Finished on all sides for corner or alcove installation

Easy access 2½" threshold

Fiberglass 3" diameter feet Composite materials

Available Sizes

Standard Outlet (SFR)

- 60" x 32" • 60" x 30" • 48" x 34"
- 36" x 36" • 32" x 32"




Features

- Spacious slip resistant area
- Scratch and stain resistant
- Tighter radius corners
- Screw flange direct-to-stud, no predrilling required
- Contemporary Square finished drain
- Robotically sprayed fiberglass resin, composite materials and 3" diameter feet for structural strength
- Covered with protective film to maintain finish and protect during installation
- 10 Year Residential; 3 Year Commercial Limited Warranty
- Meets CSA and ANSI Standards

Ordering Information

Description	Dimensions	Model #	Shipping Weight
Shower Base	60" x 32" x 2½"	LBUxx603225 L or R	34 lbs
Shower Base	60" x 30" x 2½"	LBUxx603025 L or R	32 lbs
Shower Base	48" x 34" x 2½"	LBUxx483425	30 lbs
Shower Base	36" x 36" x 2½"	LBUxx363625	26 lbs
Shower Base	32" x 32" x 2½"	LBUxx323225	24 lbs

Color Options* (color code replaces "xx" in SKU)

 01 - White  02 - Almond  09 - Biscuit

Drain Assembly:

Sioux Chief drain body:

Model# 825-L20P / Menards® SKU# 6895847

Sioux Chief square strainer:

Chrome Model# 821-2SCQPK2 / Menards® SKU# 6895841

Bronze Model# 821-2SRBQPK2 / Menards® SKU# 6895843

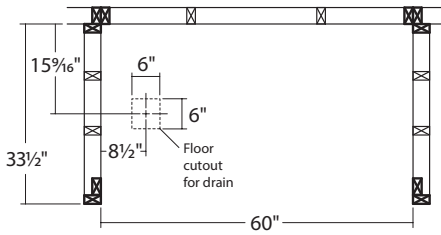
Nickel Model# 821-2SKQPK2 / Menards® SKU# 6895845

*Colors shown may vary slightly from the actual product due to variations in the printing process of this document.


Plumbing accessories not included.



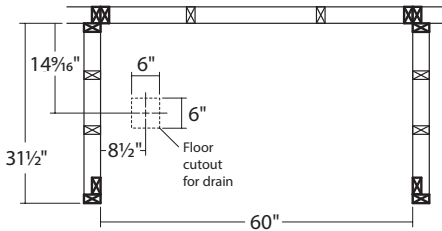
60" x 32"



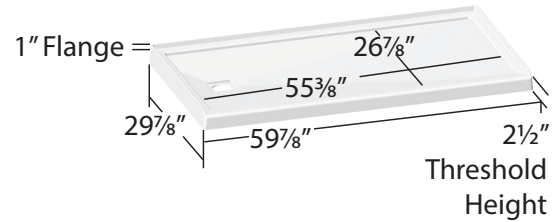
= required stud location
 = suggested stud location
 Base with LH drain shown opposite for RH drain



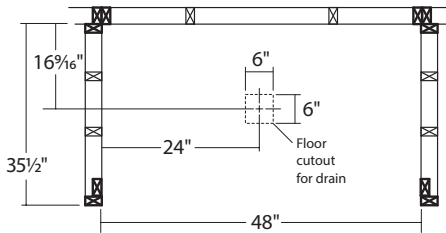
60" x 30"



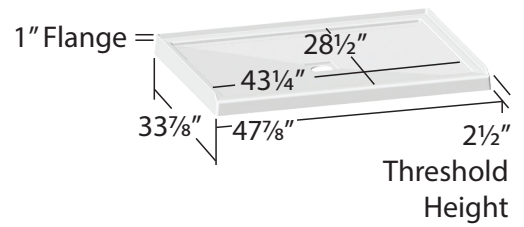
= required stud location
 = suggested stud location
 Base with LH drain shown opposite for RH drain



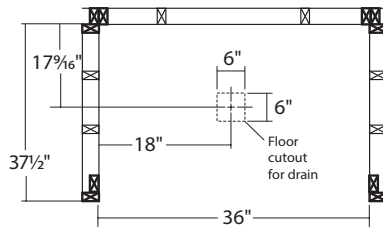
48" x 34"



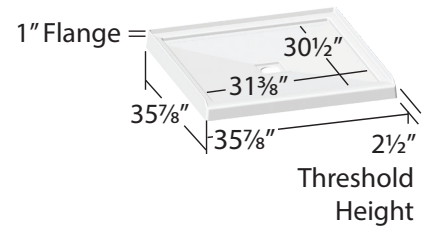
= required stud location
 = suggested stud location



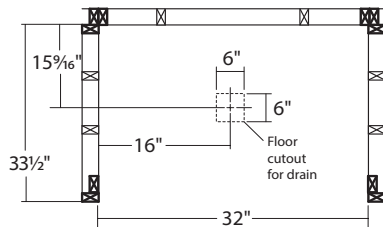
36" x 36"



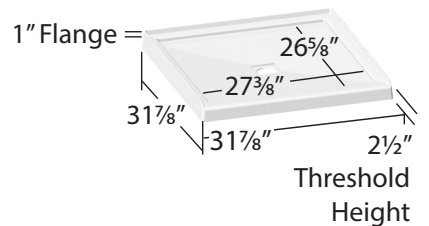
= required stud location
 = suggested stud location



32" x 32"



= required stud location
 = suggested stud location



Max Door Threshold Width 2 1/2"

Contact Us
 Lyons Industries, Inc.
 30000 M-62 West
 Dowagiac, MI 49047
 (800) 458-9036
 (269) 782-5159
 lyonsind@lyonsindustries.com
 www.lyonsindustries.com

Design and features may change without notice.
 Complies with ANSI Z124.6 and CAN/CSA-B45.5
 All product subject to manufacturing tolerance of [+/-] 1/8".
 04-2019